




[Full Details and Transcript](#)



Solving a Real-World Fraction Division Problem

Eliza Hart Spalding School of Math and Technology, Idaho

January 2011

Topic IMPROVING MATHEMATICAL PROBLEM SOLVING IN GRADES 4 THROUGH 8

Practice REFLECT AND DEBRIEF

- Highlights**
- » Fifth-grade teacher Brett Mosley provides his students with the problem of dividing $20 \frac{1}{2}$ by $1 \frac{3}{4}$ and sets it in a Spiderman context that invests them in finding the solution.
 - » He provides them with a variety of tools to use, including measuring tapes, yardsticks, Cuisenaire rods, and other manipulatives.
 - » The teacher emphasizes careful choice of numbers in the problem to make the challenge doable but difficult.
 - » Three students show on the board how they solved the problem. Solutions involve repeated addition on a double-scaled number line, repeated multiplication, and using partial quotients.
 - » The teacher discusses the importance of solving problems in different ways and having students talk through their approaches with peers.

About the Site **Eliza Hart Spalding School of Math and Technology Boise, Idaho**

Demographics


- » 89% White
- » 6% Hispanic
- » 3% Asian
- » 1% Black
- » 15% Free or Reduced-Price Lunch
- » 3% English Language Learners

At Eliza Hart Spalding School of Math and Technology, a math and technology magnet, the focus is on developing students' mathematical thinking. Features of the program include the following:


- » A learning environment that supports using a variety of strategies in mathematical problem solving, reasoning and proof, and connections;
- » Use of models, manipulatives, and visual representations to support fractions instruction; and
- » Emphasis on mathematical discourse and communication to explain reasoning.

Full Transcript





 **00:05** My name is Brett Mosley. I am a fifth-grade teacher at Eliza Hart Spalding School of Math and Technology in Boise, Idaho, in Meridian School District.


The lesson today started off with a contextual problem of asking the kids to divide 20 and one-half by one and three-quarters of an inch. The importance of a context problem to me is huge. Numbers are numbers to kids, but when you put them in the meaning they see them a little bit different. And being able to understand what you are asking is huge for kids. Putting them in context for kids makes them vested in what they are looking at.

Student  00:46 Shane and I were playing in the garage, and he wanted to be just like Spiderman, big shock. He asked if we can make him a web shooter out of the rope that he found. To make each web shot, it takes one and three-quarters of an inch of rope and if he found 20 and a half inches of rope, how many web shots can we make for my Spiderman? What is the mathematical sentence? Then solve.

Mosley B says once you figure out your answer for A, how much rope is left over? C says how much more rope is needed to make another web shot? And D, which I think might be the most challenging, is what would your mathematical model look like for the way you solve the problem?


Mosley  01:33 We had measuring tapes, yardsticks, or meter sticks. We had yarn that was precut at 20 and a half inches. They also had Cuisenaire rods, and whatever manipulatives they wanted to use. I would recommend that you work out your problem before you give it to the students because the numbers are huge. I wanted to make numbers that were easy to work with but were also problematic, so they had to find the equivalent fractions of halves and fourths to be able to solve this problem. So making it problematic, but doable, as well as working out the problem to see what kind of answers you could get from students, so you are prepared as an educator to be able to answer the questions and know where to go.

Student  02:14 I drew a big long number line from zero to 20 and a half. First, I went up to the first one and three-fourths and that would be one. Then second, two. I just kept doing that continually until I got to 20. Right there I couldn't do another one, so that leaves me with a half. So my answer was 11 remainder one, remainder one-half, but since a half wouldn't count as a shot, it was 11 shots.

Mosley  02:53 So that top row here represents the total length of string. What does the bottom represent in his case? What does your bottom numbers represent, the one, the two, the three, the four, the five, all the way to 11? What does it represent?

Student The shots.

Mosley The number of shots.

Student  03:15 I got one and three-fourths equals one of the . . . and if you times that by two, it will equal three and a half. And I did the same thing with my three. I did $3 \times 2 = 6$ and then $1/2 \times 2 = 1$, $6 + 1 = 7$. And then I did $7 \times 2 = 14$, and I kind of tie in to 14 again, so that would equal 16, and then that would equal 28, so I couldn't do 16, so I did 19. So I did, so I added $1 \frac{3}{4}$ to 14 to equal $15 \frac{3}{4}$, and I added $1 \frac{3}{4}$ to 15 to get $17 \frac{1}{4}$, and then did the same thing with that and got 19.


Mosley  04:17 Mosley: What does that represent?


Student Rope shots.

Mosley Okay, web shots. So one web shot gives you that. So what does this represent?

Student How much the length of the rope.

Mosley Thank you.

Student  04:27 I multiplied $1 \frac{3}{4} \times 6$ and that got me $10 \frac{1}{2}$, so $10 \frac{1}{2} - 20 \frac{1}{2}$ would equal 10. So I was thinking that I could do six one more time, but I couldn't because it's a half over, so I went down to five, and I multiplied $1 \frac{3}{4} \times 5$ and that got me $8 \frac{3}{4}$. And then $10 - 8 \frac{3}{4}$ would be $1 \frac{1}{4}$. So $6 + 5 = 11$, and $1 \frac{1}{4}$ is the remainder.

Mosley  05:17 I want you to show me—your six on your partial quotient is ten and a half. Where is that represented in Kyle’s?


Student Yeah, two-fourths is the same as one-half, two-fourths.

Mosley So what are they?

Student Fourths.

Mosley Okay. So they are dealing with fourths.

Student Yeah, but I just put a half because it’s the same thing.

Mosley  05:44 We go up to the board often with usually several different strategies up there, so the kids gets comfortable with seeing different strategies and solving it different ways. A lot of times I will ask for multiple ways of solving it, so it gets them different ways of thinking. So they can check their answer. They are always asked a couple of questions like “Will it work all the time?” because some tricks work every once in a while, but they won’t work all the time. And that’s where multiple strategies come in because a kid could get a wrong answer one place and get another answer, but the ability to see different strategies and talk through those strategies with their peers is huge because I think kids, when they talk about their strategies with other classmates, defines their own understanding as well as helps others. So those multiple strategies are huge in math.

This project has been funded at least in part with Federal funds from the U.S. Department of Education under contract number ED-PEP-11-C-0068. The content of this publication does not necessarily reflect the views or policies of the U.S. Department of Education nor does mention of trade names, commercial products, or organizations imply endorsement by the U.S. Government.